


SAUTER eValveco

Electronic hydronic balancing
and energy monitoring



Fully automatic hydronic balancing

For the best energy efficiency in your system

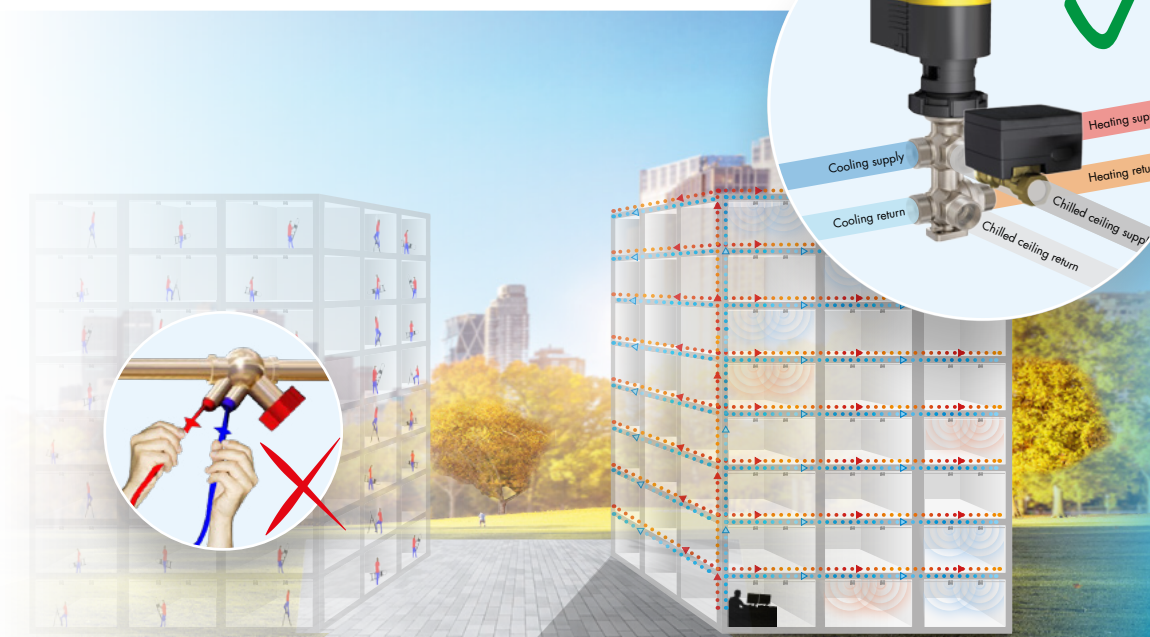
SAUTER eValveco is your cost-efficient solution for control and fully automatic hydronic balancing independent of pressure fluctuations.

The setpoint for the flow rate and all necessary parameters can be set digitally. The data is transmitted to a building management system via Modbus/RTU or BACnet MS/TP.

The system consists of a compact ultrasonic flow sensor (1), a powerful valve-actuator combination (2) and a complete controller (3). Temperature sensors (4) measure the exact energy consumption according to MID-2004/2.

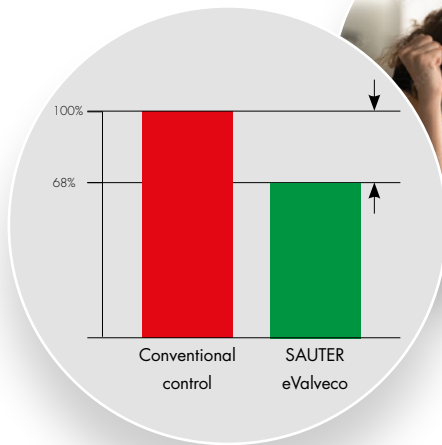


No manual intervention required



Conventional pressure check and hydronic balancing: manually and separately in each room.

Fully automatic hydronic balancing with eValveco and a building management system.



Benefit from up to 32% energy savings thanks to fully automatic hydronic balancing.



eValveco system	UVC 102 / UVC 103 DN15...DN50	UVC 106 DN15, DN25	UVC 102 flange DN65, DN80, DN100
Valve type	2-way/3-way	6-way	2-way
Valve connections	Female thread	Male thread	Flange
Power supply	24 V~ ± 20% - 50 Hz	24 V~ ± 20% - 50 Hz	24 V~ ± 10% - 50 Hz
Setpoint adjustment analogue	Via 0-10 V, via display or via Modbus RTU	Via 0-10 V or via Modbus / BACnet MS/TP	Via 0-10 V or via Modbus / BACnet MS/TP
Sensor type	TTM ultrasonic sensor	TTM ultrasonic sensor	TTM ultrasonic sensor
Measuring accuracy ¹⁾	±3%	±3%	±3%
Protocol (digital)	Modbus/RTU	Modbus/RTU ²⁾ BACnet MS/TP ²⁾	Modbus/RTU BACnet MS/TP
Energy monitoring	●		●
Temperature sensor	● ³⁾		● ³⁾
Type of protection (EN60529)	IP54 (horizontal)	IP54 (horizontal)	IP54 (horizontal)
Nominal pressure	PN16	PN16	PN16
Media temperature	5...90 °C	5...90 °C	5...130 °C
DN 15 – Maximum adjustable flow rate	3.3 m³/h	1.4 m³/h	-
DN 20 – Maximum adjustable flow rate	5.7 m³/h	-	-
DN 25 – Maximum adjustable flow rate	7.0 m³/h	2.5 m³/h	-
DN 32 – Maximum adjustable flow rate	10.5 m³/h	-	-
DN 40 – Maximum adjustable flow rate	15.0 m³/h	-	-
DN 50 – Maximum adjustable flow rate	20.0 m³/h	-	-
DN 65 – Maximum adjustable flow rate	-	-	48.8 m³/h
DN 80 – Maximum adjustable flow rate	-	-	70.7 m³/h
DN 100 – Maximum adjustable flow rate	-	-	118.7 m³/h
Wireless	-	-	Bluetooth
Smartphone app	-	-	●



¹⁾ in relation to the measured actual flow rate

²⁾ BACnet UVC106BF* and Modbus UVC106MF*

³⁾ 2 temperature sensors in accordance with MID-2004/2

SAUTER eValveco

Hydronic balancing and monitoring of energy consumption: SAUTER eValveco is the right choice to maximise climate comfort and energy efficiency of your building!

In a nutshell

Dynamic hydronic balancing and automatic volume flow control in one device.

Pre-assembled set for quick installation and series configuration via Modbus or BACnet MS/TP.

Immediate and complete monitoring of energy consumption.

Modbus/RTU or BACnet MS/TP: easy parameterisation and integration into a building management system.

2-, 3- and 6-way versions in up to nine different nominal diameters.

The volume flow setpoint can be adjusted in accordance with demand via an analogue signal or bus connection.



Find out more
in our video!

SAUTER Head Office

Im Surinam 55
CH-4058 Basel
info@sauter-controls.com
www.sauter-controls.com

Subject to change. © 2022 Fr. Sauter AG

 **SAUTER**
Creating Sustainable Environments.